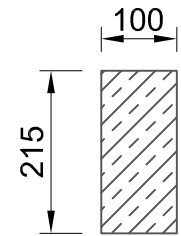
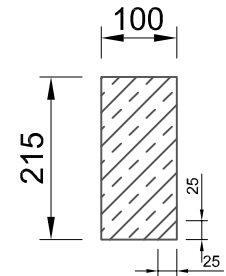


HEADS DATA SHEET

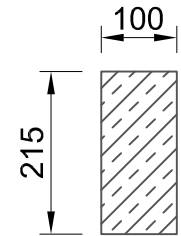
PC5 = 45Kg
 PC5R=56Kg 125mm base
 PC5S=68Kg 150mm base



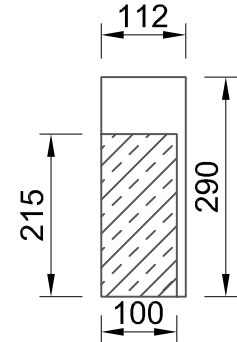
PC6 = 45Kg
 PC6R=56Kg 125mm base
 PC6S=68Kg 150mm base



PC7 = 40Kg
 PC7R=51Kg 125mm base
 PC7S=63Kg 150mm base



PC8 = 52Kg
 PC8R=63Kg 125mm base
 PC8S=75Kg 150mm base



Due to current health & safety regulations ALL units above 50kg will be cast in sections. It may be possible to cast long units in 1 piece with the required lifting inserts cast in.

General Notes		
DO NOT SCALE FROM THIS DRAWING.		
PLEASE CHECK ALL DIMENSIONS ARE CORRECT THEN SIGN AND RETURN.		
No	Revision	Date
 Modem Architectural Stone Ltd Unit 7-9 Cambois Ind Est - Cambois Blyth Tel: 01670 854316 Fax: 01670 818724 Info@modemarchitecturalstone.com		
Dwg No:Mas-02		
Client		
DATA SHEET		
Project		
HEADS		
Colour	TBA	
Date	JAN 2012	
Scale	1:10	
Job Card	TBA	
Drawn by	BSM	