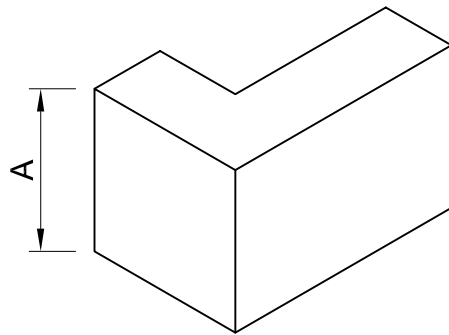
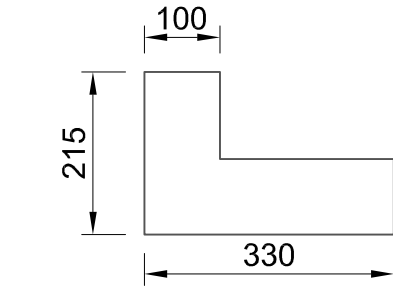
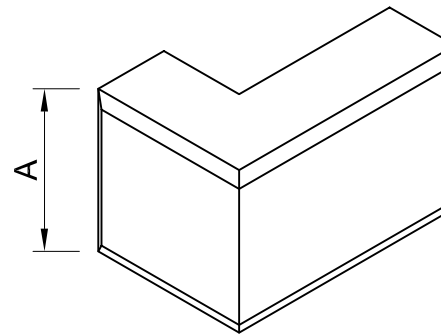
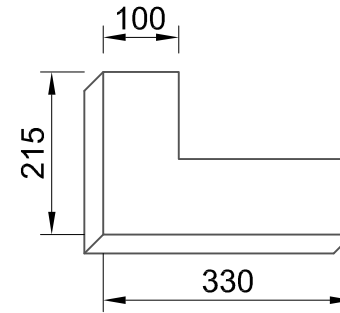


# QUOINS DATA SHEET

Q1



Q2



CODE	A=HEIGHT	B=DEPTH	C=LENGTH	D=BED SIZE	100 BED	150 BED
Q1	215	215	330	100/150	20kg	30kg
Q1A	215	215	440	100/150	25kg	38kg
Q1B	290	215	330	100/150	27kg	40kg
Q1C	290	215	440	100/150	33kg	50kg
Q2	215	215	330	100/150	26kg	37kg
Q2A	215	215	440	100/150	32kg	45kg
Q2B	290	215	330	100/150	26kg	50kg
Q2C	290	215	440	100/150	44kg	61kg

Due to current health & safety regulations ALL units above 50kg will be cast in sections. It may be possible to cast long units in 1 piece with the required lifting inserts cast in.

General Notes

DO NOT SCALE FROM THIS DRAWING.

PLEASE CHECK ALL DIMENSIONS ARE CORRECT THEN SIGN AND RETURN.

No	Revision	Date
----	----------	------



Modern Architectural Stone Ltd  
Unit 7-9  
Cambos Ind Est - Cambos  
Blyth  
Tel: 01670 854316  
Fax: 01670 818724  
Info@modernarchitecturalstone.com

Dwg No: Mas-03

Client

DATA SHEET

Project

QUOINS

Colour TBA

Date JAN 2012

Scale 1:10

Job Card TBA

Drawn by BSM